



DIACRIMP[®]

TOP PERFORMING BELTING SOLUTION FOR GLASS ANNEALING, BAKING, AND OTHER HIGH HEAT APPLICATIONS



CAMBRIDGE
ENGINEERED SOLUTIONS



DIACRIMP

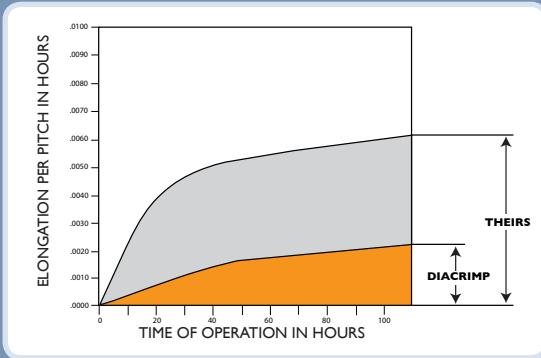
TOP PERFORMING BELTING SOLUTION FOR GLASS ANNEALING, BAKING AND OTHER HIGH HEAT APPLICATIONS

40% LONGER BELT LIFE • SUPERIOR TRACKING & STABILITY

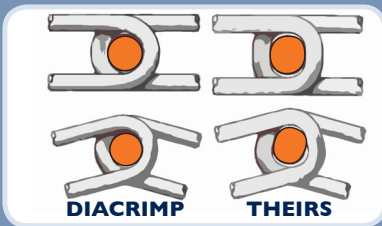


CAMBRIDGE
ENGINEERED SOLUTIONS

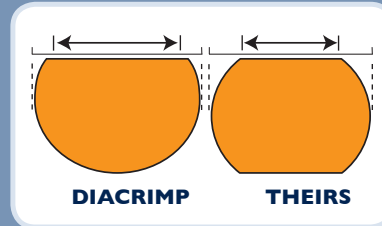
70% LESS STRETCH



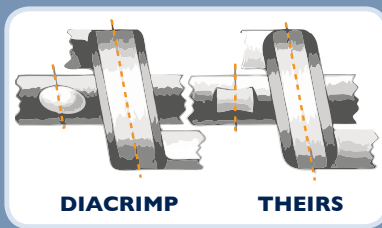
Belt elongation is reduced by as much as 70% due to the perfect alignment of DiaCrimp spirals and rods.



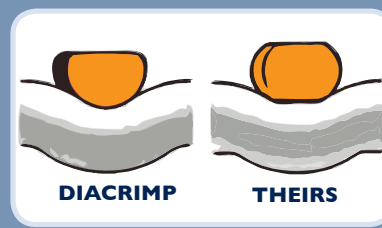
Longer belt life results from smoother hinging between the diagonal crimp and inner curvature of the spiral.



25% more carrying surface with no loss of open area allows for increased throughput.



Significantly improved tracking: Diagonally crimped rods provide accurate seating with the spirals. Conventional, vertically crimped rods cause rapid wear while inhibiting proper seating position.



DiaCrimp is very stable, and lateral shifting and belt vibration are virtually eliminated. This is achieved by maintaining the full curvature of the lower spiral for firm seating with the rod.

APPLICATIONS

BAKING
CURING
DRYING
GLASS ANNEALING
Ovens

PROVEN RESULTS



Several glass manufacturers have achieved a 40% longer belt life by upgrading to DiaCrimp constructed with T430 stainless steel. They had been using another product made with a material that contained 3% chrome, which was susceptible to corrosion from the chlorine and sulfur used in the manufacturing process.




For international markets that manufacture heavier glass to comply with recycling regulations, DiaCrimp can be constructed with a heavier rod to accommodate a greater working load and increased throughput.




DIACRIMP

TECHNICAL SPECIFICATIONS



DIACRIMP BELT PATTERN



DIACRIMP ROD & WIRE

TYPICAL DIACRIMP SPECIFICATIONS (OTHER STANDARD & CUSTOM SPECS AVAILABLE)

Mesh Count	Wire Size		Weight		Max. Working Tension	
	in.	mm	lb./sq ft.	kg/sq m	lb./sq ft	kg/m
DCF-36-20-12	.105	2.67	3.63	17.7	2515	3742
DCF-36-20-10-12	.135 - .105	3.43 - 2.67	4.5	22.0	2830	4211
DCF-36-20-12-14	.105 - .080	2.67 - 2.03	2.13	10.4	1560	2321
DCF-48-32-14	.080	2.03	3.25	15.9	1930	2872
DCF-60-24-14	.080	2.03	3.60	17.6	2412	3589
DCF-60-38-14-16	.080 - .063	2.03 - 1.60	2.96	14.44	1656	2464

Materials: Stainless Steel, High Carbon Steel, 3% Chrome

CAMBRIDGE ENGINEERED SOLUTIONS

877.649.7492 +1.410.901.2660

sales@cambridge-es.com

www.cambridge-es.com

CAMBRIDGE QUICK FACTS

Over 100 years in business

World's largest manufacturer of metal conveyor belts

Manufacturing facilities located in the United States, Mexico, and Brazil

Over 25 engineers and field technicians on staff

24/7/365 customer support

THE CAMBRIDGE APPROACH

There's a reason why "Engineered Solutions" is part of our name: We aren't just another metal belt manufacturer. We are engineers who are always looking for a better way to solve problems. Nothing gives us more satisfaction than helping our customers run their plants more efficiently and profitably.

AT YOUR SERVICE

In addition to designing a belt that is specific to your plant and objectives, we can help you with the following services:

Installation • Conveyor Modifications & Retrofits • Conveyor Evaluations
Conveyor Alignment • Troubleshooting Assistance • Technical Training
Maintenance Program Planning • Consignment Inventory Programs
Plant Surveys & Optimization

CAMBRIDGE ENGINEERED SOLUTIONS

877.649.7492 +1.410.901.2660

sales@cambridge-es.com

www.cambridge-es.com